

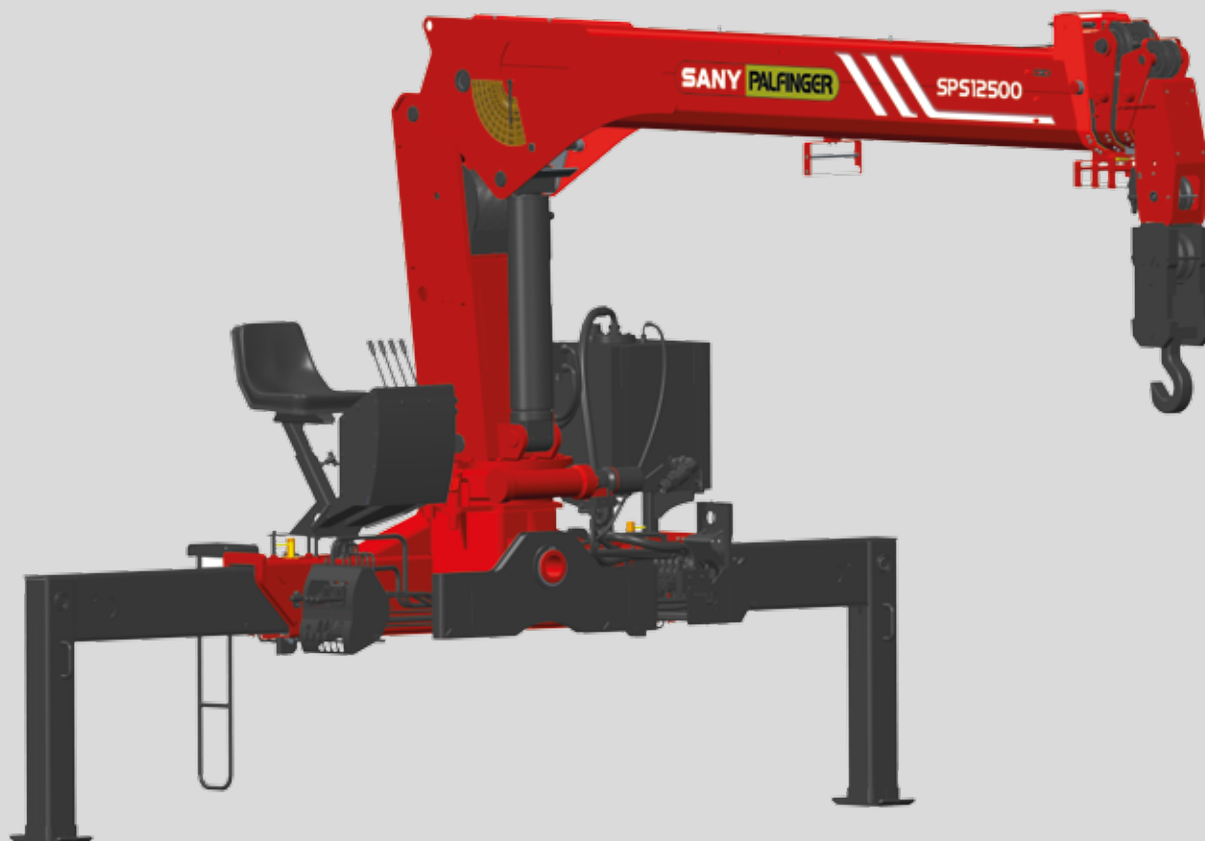
# SPS 12500

**SANY PALFINGER**

## THE IDEAL LIFTING AND LOAD HANDLING SOLUTION FOR **2 AXLE TRUCKS**

**5.0t**  
Max Lifting  
Capacity

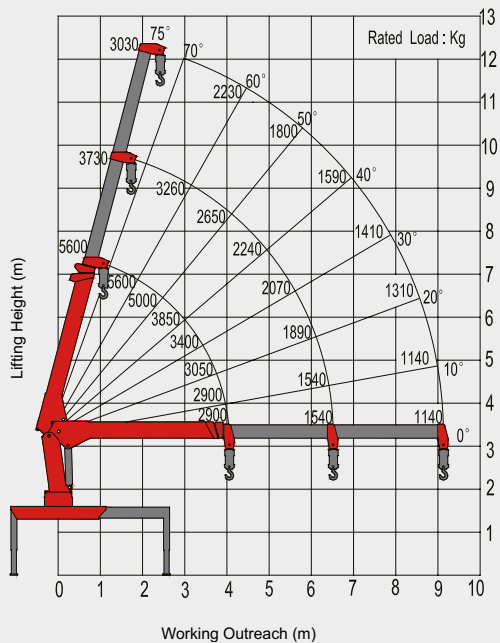
**11.6m**  
Max.  
Outreach



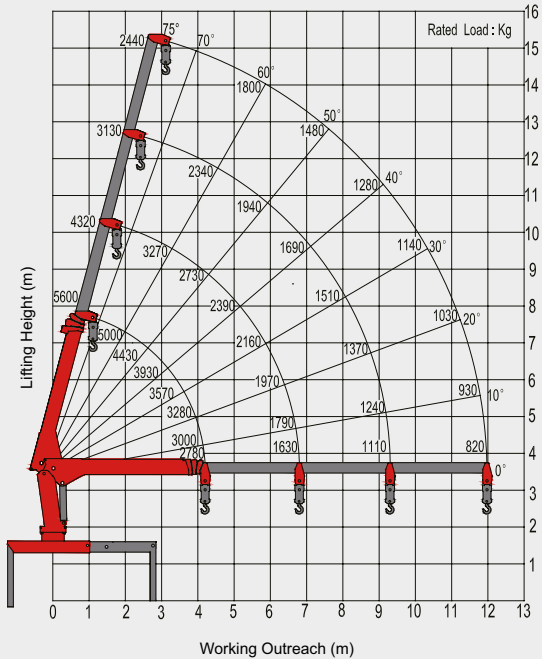
# TECHNICAL SPECIFICATIONS

## SPS 12500

### A (3 BOOM)



### B (4 BOOM)

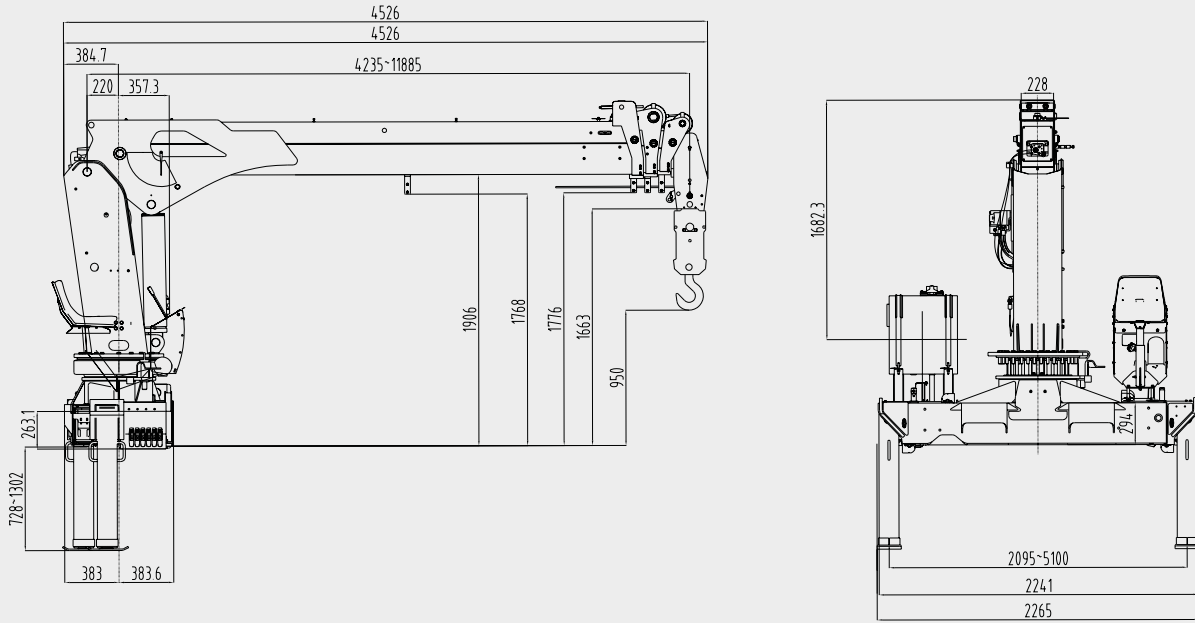


### TECHNICAL SPECIFICATIONS

Model	SPS 12500 A	SPS 12500 B
Max. lifting moment [mt]	12.5	12.5
Max. lifting capacity [kg/m]	5000/2.5	5000/2.5
Number of booms [-]	3	4
Max. hydraulic outreach [m]	9.0	11.6
Max. lifting angle [°]	75	75
Slewing angle [°]	continuous	continuous
Stabilizer spread (std.) [mm]	5100	5100
Operating pressure [MPa]	25	25
Required oil flow [L/min]	55	55
Oil tank capacity [L]	100	100
Crane Weight [kg]	2260	2270

- High tensile strength extension booms to optimize the lifting height and the working range
- Best lift-to-weight ratio in the industry
- The wide outrigger span ensures the best stability in all mounting situations
- The standard package includes 2 working lights to ensure safe operation, day and night
- The SPS 12500 is equipped with an integrated oil reservoir for a quick, simple, and cost efficient installation
- A lower seat control is optionally available for convenient crane operation
- Optionally available is an over-load protection system to ensure safe crane operation
- SANY PALFINGER produces according to European Quality Standards to ensure the best reliability, performance, and safety in the industry
- Optimized for installation on 2 axle trucks
- A Safety Package is optionally available

## DIMENSIONS



\*The actual product dimensions can vary depending on the optional equipment

## STANDARD FEATURES

### HD Paint

#### HIGH DENSITY PAINT SYSTEM

- Demonstrates superior performance
- Long-term UV-resistance
- Attractive aesthetics



#### ERGONOMIC DESIGN

- Practical and Attractive
- SANY PALFINGER follows the general principles of ergonomics to ensure a comfortable and safe crane operation

## POPULAR OPTIONS



#### OVERLOAD PROTECTION SYSTEM

- Built in safety function
- Stops all movements that could further increase the lifting moment



#### RADIO REMOTE CONTROL SYSTEM

- Allows to remotely control the crane
- Provides the best-possible overview of the loading process and ensures higher efficiency in use



#### HIGH PRESSURE AND RETURN FILTER

- Ensures proper functionality and lifetime
- Two oil filters are installed on each crane



#### ADVANCED PROPORTIONAL HYDRAULIC SYSTEM

- Allows the operator to use multiple functions simultaneously
- Increases working speed



#### LOAD INDICATOR

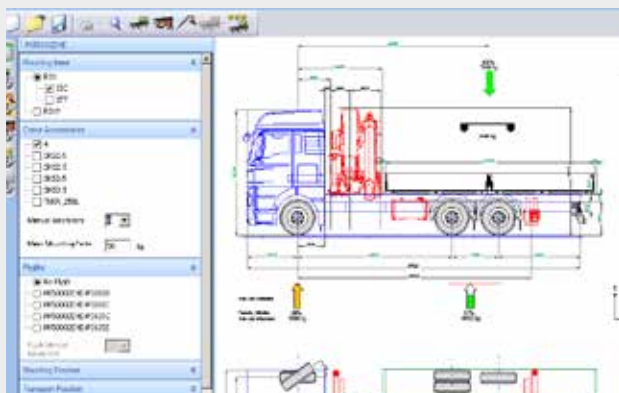
- Provides the crane operator valuable information about the current load situation



#### LOWER SEAT

- Ensures proper visibility and safety
- Enhanced version of the floor control

## PROJECT ENGINEERING



The SANY PALFINGER applications engineering team addresses the requests of our clientele from subframe design to stability calculations and provide the best vehicle integration solutions.

## TECHNICAL SUPPORT



Service is SANY PALFINGER's top priority. Your products are supported by our highly trained, professional, and global service network.

## COMPLETE VEHICLE INSTALLATIONS



Complete vehicle installations are provided directly from SANY PALFINGER. We ensure the most economic vehicle installations at the highest quality level.

## EUROPEAN QUALITY



SANY PALFINGER produces according to European Quality Standards to ensure the best Reliability, Performance, and Safety in the Industry.

### Authorized Dealer:

**Sany Palfinger SPV Equipment Co; Ltd.**  
No 189 Huanghe Road,  
Economic Development Zone Rudong, Jiangsu, China

T +86 513 8069 8069  
[www.sanypalfinger.com](http://www.sanypalfinger.com)  
[sales@sanypalfinger.com](mailto:sales@sanypalfinger.com)

Applications shown in the leaflet do not always correspond to the standard specifications. Design and specification are subject to change without prior notice. Dimensions may vary. Subject to technical changes, errors, and translation mistakes.